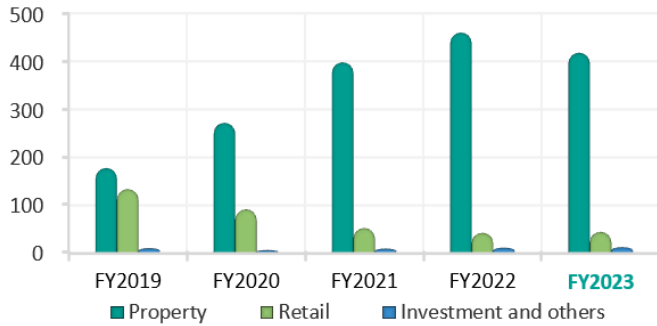


## Financial Charts & Graphs Five-Year Financial Summary

### Revenue

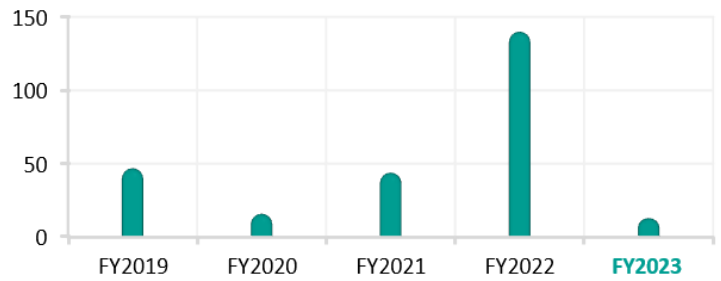
S\$ million



### Financial performance

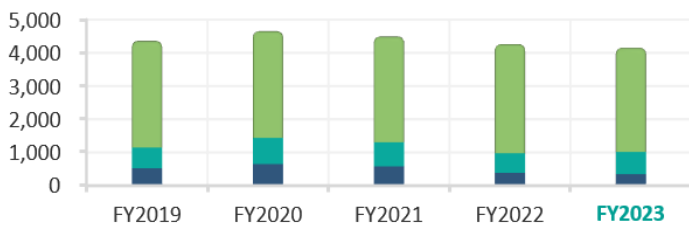
Profit attributable to equity holders of the Company

S\$ million



### Source of Funds

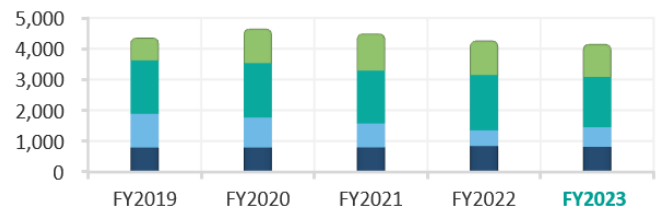
S\$ million



- Shareholders' equity
- Borrowings
- Other liabilities, perpetual securities and non-controlling interests

### Total Assets

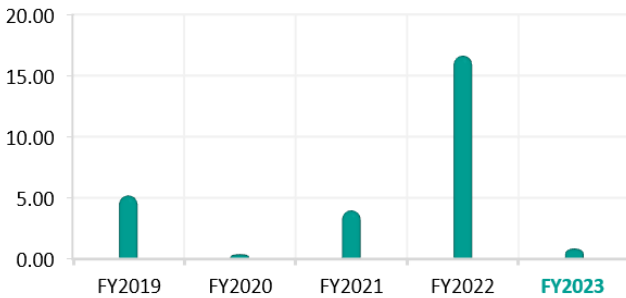
S\$ million



- Property, plant and equipment and other assets
- Investments in associated and joint venture companies
- Development properties
- Investment properties

### Earnings per share

cents



### Net asset value per share

S\$

